

# Table de matières

Leçon			page
1	c g	C G	4
2	c o	C O	8
3	c q	C Q	12
4	p r	P R	16
5	p b	P B	20
6	d b	D B	24
7	n m	N M	28
8	t f	T F	32
9	a e	A E	36
10	l h	L H	40
11	i j l	I J L	44
12	u y	U Y	48
13	v w	V W	52
14	k x	K X	56
15	s z	S Z	60
16	Les chiffres		64
L'alphabet et les chiffres			68
Feuilles d'écriture			70

# Leçon 1 c g C G

① Reliez les minuscules aux majuscules.

g

C

c

G



a

O

o

A

② Recopiez les lignes dans les cases.



③



Tracez les lettres avec votre doigt.



④



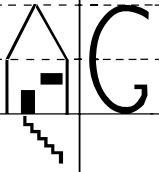
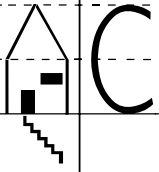

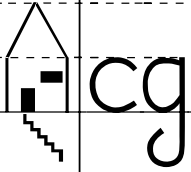
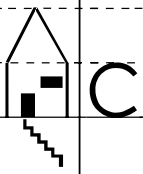
Écrivez les lettres.



⑤



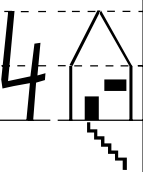

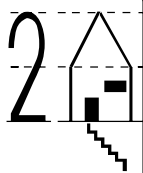
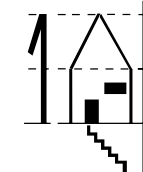
Écrivez les lettres vous-même.



⑥



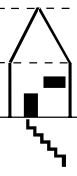
Dictée



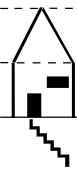
7



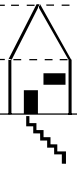
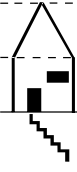
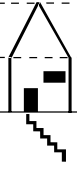
Écrivez les mots sous les exemples.



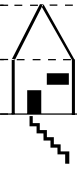
la gare



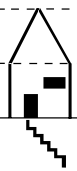
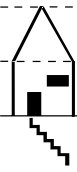
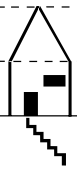
le Canada



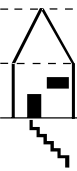
la commune



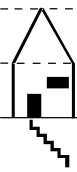
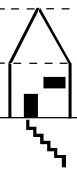
Genève



la ville



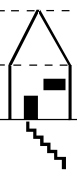
la Chine



le village



grand



la Grande-Bretagne

